

Concepts Underglaze Colour Chart

CONCEPTS

LIGHT



CN 011 ▶ Light Straw
CN 021 ▶ Light Saffron
CN 031 ▶ Light Butternut
CN 041 ▶ Light Papaya

Bright, vibrant colors



CN 061 ▶ Light Salsa
CN 071 ▶ Light Scarlet
CN 081 ▶ Light Wine
CN 291 ▶ Light Purple
CN 261 ▶ Light Grape
CN 101 ▶ Light Heather

BRIGHT




CN 012 ▶ Bright Straw
CN 022 ▶ Bright Saffron
CN 032 ▶ Bright Butternut
CN 042 ▶ Bright Papaya
CN 052 ▶ Bright Tangerine
CN 062 ▶ Bright Salsa
CN 072 ▶ Bright Scarlet
CN 082 ▶ Bright Wine
CN 292 ▶ Bright Purple
CN 262 ▶ Bright Grape
CN 102 ▶ Bright Heather

DARK




Great for sponging & splattering

CN 013 ▶ Dark Straw
CN 033 ▶ Dark Butternut
CN 043 ▶ Dark Papaya
CN 053 ▶ Dark Tangerine
CN 063 ▶ Dark Salsa
CN 073 ▶ Dark Scarlet
CN 083 ▶ Dark Wine
CN 293 ▶ Dark Purple
CN 263 ▶ Dark Grape
CN 103 ▶ Dark Heather



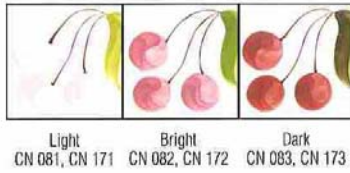
CN 221 ▶ Light Blush
CN 222 ▶ Bright Blush
CN 281 ▶ Light Brown
CN 282 ▶ Bright Brown
CN 232 ▶ Bright Briarwood
CN 233 ▶ Dark Briarwood
CN 241 ▶ White
CN 253 ▶ Dark Black



Light
CN 081, CN 181
Bright
CN 082, CN 182
Dark
CN 083, CN 183



**Solid Drop 'n Fill
Coverage**
Flowers: Wine Family
Leaves: Kelp Family
Outlines: FD 267, 271, 254



**1 Stroke Transparent,
3 Strokes Solid**
Cherries: Wine Family
Leaves: Kelp Family



**Clear
Dipping
Glaze**
Enhances
the underlying
colors with
depth and
brilliance



CONFORMS TO
NONTOXIC
ASTM D-4236
CN 2000D
available in
gallon